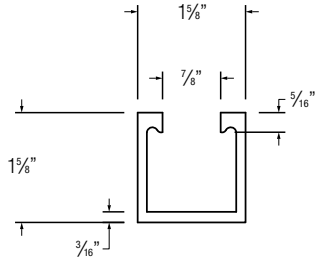


## DEFINITION OF LOAD DATA

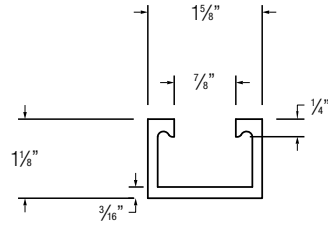
All load data are given for the two most common cases:

- Concentrated load (often called point load)
- Uniform load, i.e. where the load is spread evenly across the span length



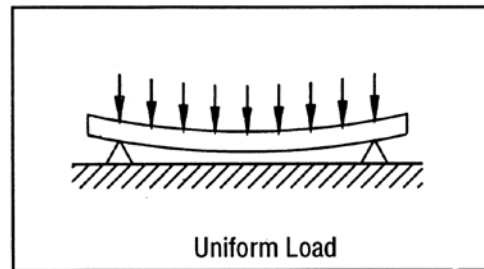
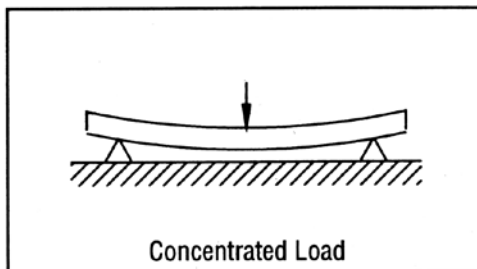
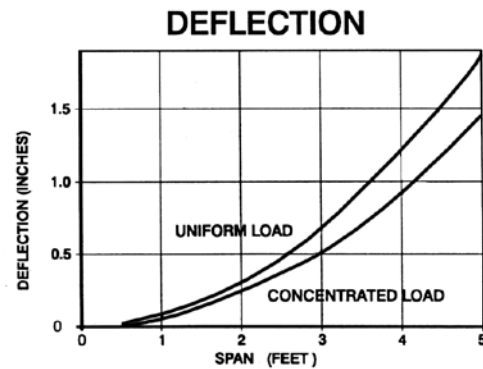
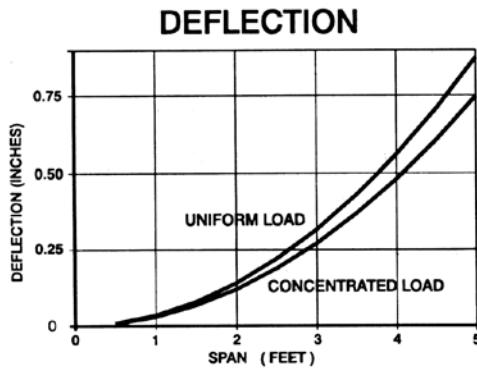
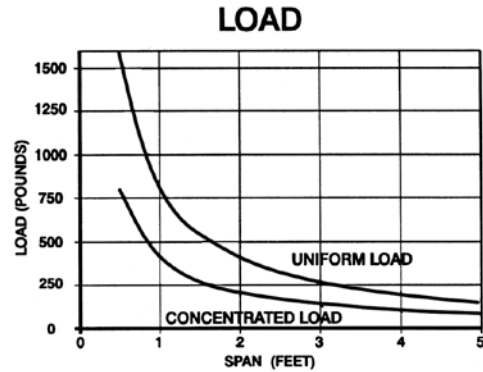
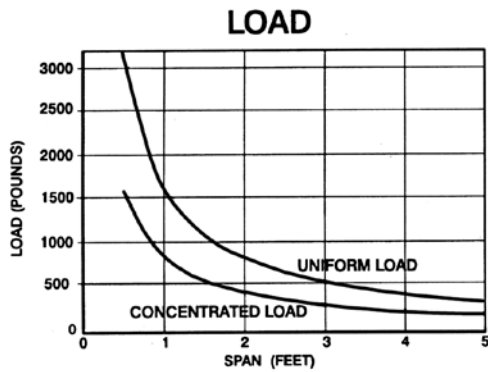
**CS-S-15-10-P/V\***

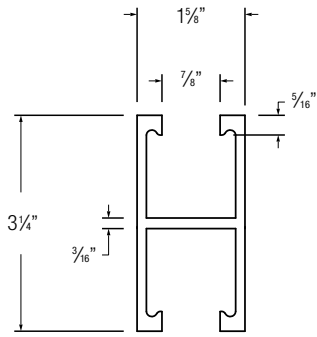
\* Use P for polyester resin and V for vinyl ester resin.



**CS-S-11-10-P/V\***

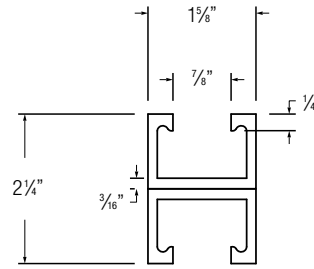
\* Use P for polyester resin and V for vinyl ester resin.





**CS-S-15D-10-P/V\***

\* Use P for polyester resin and V for vinyl ester resin.



**CS-S-11D-10-P/V\***

\* Use P for polyester resin and V for vinyl ester resin.

