

Elbows

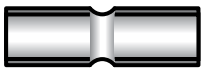
ELBOWS WITH BONDED ON PVC COUPLINGS



2-1/2° PVC Deep Socket Coupling




5° PVC Deep Socket Coupling



Straight PVC Deep Socket Coupling



Male Adapters (PVC or Fiberglass)



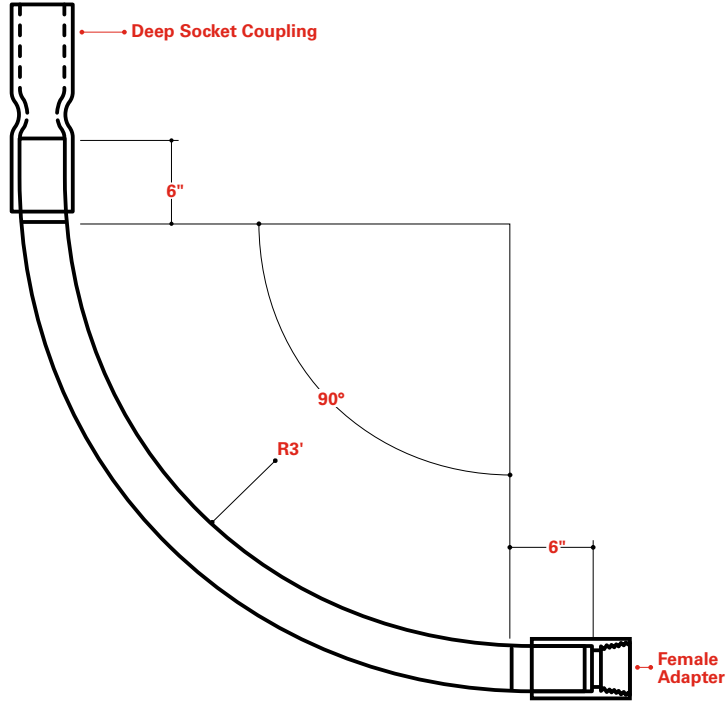
Female Adapters (PVC or Fiberglass)



PVC Stubs



Deep Socket PVC Coupling bonded onto fiberglass elbow



Elbow with deep socket coupling and female adapter

Elbows can be supplied with one or two PVC bonded couplings. Replace “-P” suffix with: “-1D” for one coupling or “-2D” for two couplings. Champion elbows can also be supplied with 2-1/2° or 5° PVC offset couplings to correct conduit field misalignments. Contact Champion Fiberglass for pricing and item numbers on elbows with fiberglass PVC male and female adapters.

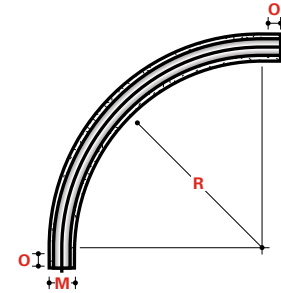


XW 90° STANDARD RADIUS ELBOWS

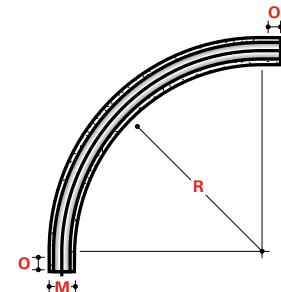
	NOMINAL		XW ITEM NO		M		O-TANGENT (MIN)	R-RADIUS (MIN)	WEIGHT	
	SIZE	TYPE	BELOW GROUND	ABOVE GROUND					LBS	KG
<input type="checkbox"/>	3/4"	XW	07A-XW-9SR-P	07C-XW-9SR-P	1.41"	(36)	6" (152)	4.50" (114)	0.98	(0.4)
<input type="checkbox"/>	1"	XW	10A-XW-9SR-P	10C-XW-9SR-P	1.68"	(43)	6" (152)	5.75" (146)	1.19	(0.5)
<input type="checkbox"/>	1-1/4"	XW	12A-XW-9SR-P	12C-XW-9SR-P	2.02"	(51)	6" (152)	7.25" (184)	1.62	(0.7)
<input type="checkbox"/>	1-1/2"	XW	15A-XW-9SR-P	15C-XW-9SR-P	2.26"	(57)	6" (152)	8.25" (210)	2.42	(1.1)
<input type="checkbox"/>	2"	XW	20B-XW-9SR-P	20D-XW-9SR-P	2.50"	(65)	6" (152)	2.87" (241)	2.87	(1.3)

Standard radius elbows are available in 11-1/4°, 22-1/2°, 30° and 45° bends as well. Please contact Champion Fiberglass for additional information regarding pricing, dimensions, weights and item numbers.

Contact Champion Fiberglass for pricing and item numbers on elbows with fiberglass PVC male and female adapters.



90° elbows



90° x 12"

	NOMINAL		XW ITEM NO		M		O-TANGENT (MIN)	R-RADIUS (MIN)	WEIGHT	
	SIZE	TYPE	BELOW GROUND	ABOVE GROUND					LBS	KG
<input type="checkbox"/>	3/4"	XW	07A-XW-90-P	07C-XW-90-P	1.41"	(36)	6" (152)	12" (305)	1.52	(0.69)
<input type="checkbox"/>	1"	XW	10A-XW-90-P	10C-XW-90-P	1.68"	(43)	6" (152)	12" (305)	1.70	(0.77)
<input type="checkbox"/>	1-1/4"	XW	12A-XW-90-P	12C-XW-90-P	2.02"	(51)	6" (152)	12" (305)	2.05	(0.93)
<input type="checkbox"/>	1-1/2"	XW	15A-XW-90-P	15C-XW-90-P	2.26"	(57)	6" (152)	12" (305)	2.95	(1.34)
<input type="checkbox"/>	2"	XW	20B-XW-90-P	20D-XW-90-P	2.50"	(63)	6" (152)	12" (305)	3.15	(1.43)
<input type="checkbox"/>	2-1/2"	XW	25B-XW-90-P	25D-XW-90-P	3.00"	(76)	6" (152)	12" (305)	3.85	(1.75)
<input type="checkbox"/>	3"	XW	30B-XW-90-P	30D-XW-90-P	3.50"	(89)	6" (152)	12" (305)	4.55	(2.06)
<input type="checkbox"/>	3-1/2"	XW	35B-XW-90-P	35D-XW-90-P	4.00"	(102)	6" (152)	12" (305)	5.25	(2.38)

90° x 24"

	NOMINAL		XW ITEM NO		M	O-TANGENT (MIN)	R-RADIUS (MIN)	WEIGHT	
	SIZE	TYPE	BELOW GROUND	ABOVE GROUND				LBS	KG
<input type="checkbox"/>	3/4"	XW	07A-XW-91-P	07C-XW-91-P	1.41" (36)	6" (152)	24" (610)	2.54	(1.15)
<input type="checkbox"/>	1"	XW	10A-XW-91-P	10C-XW-91-P	1.68" (43)	6" (152)	24" (610)	2.83	(1.29)
<input type="checkbox"/>	1-1/4"	XW	12A-XW-91-P	12C-XW-91-P	2.02" (51)	6" (152)	24" (610)	3.42	(1.55)
<input type="checkbox"/>	1-1/2"	XW	15A-XW-91-P	15C-XW-91-P	2.26" (57)	6" (152)	24" (610)	4.92	(2.23)
<input type="checkbox"/>	2"	XW	20B-XW-91-P	20D-XW-91-P	2.50" (65)	6" (152)	24" (610)	5.25	(2.38)
<input type="checkbox"/>	2-1/2"	XW	25B-XW-91-P	25D-XW-91-P	3.00" (76)	6" (152)	24" (610)	6.42	(2.92)
<input type="checkbox"/>	3"	XW	30B-XW-91-P	30D-XW-91-P	3.50" (89)	6" (152)	24" (610)	7.58	(3.44)
<input type="checkbox"/>	3-1/2"	XW	35B-XW-91-P	35D-XW-91-P	4.00" (102)	6" (152)	24" (610)	8.76	(3.98)
<input type="checkbox"/>	4"	XW	40B-XW-91-P	40D-XW-91-P	4.50" (114)	6" (152)	24" (610)	9.92	(4.50)

90° x 36"

	NOMINAL		XW ITEM NO		M	O-TANGENT (MIN)	R-RADIUS (MIN)	WEIGHT	
	SIZE	TYPE	BELOW GROUND	ABOVE GROUND				LBS	KG
<input type="checkbox"/>	3/4"	XW	07A-XW-92-P	07C-XW-92-P	1.41" (36)	6" (152)	36" (914)	3.46	(1.57)
<input type="checkbox"/>	1"	XW	10A-XW-92-P	10C-XW-92-P	1.68" (43)	6" (152)	36" (914)	3.85	(1.75)
<input type="checkbox"/>	1-1/4"	XW	12A-XW-92-P	12C-XW-92-P	2.02" (51)	6" (152)	36" (914)	4.65	(2.11)
<input type="checkbox"/>	1-1/2"	XW	15A-XW-92-P	15C-XW-92-P	2.26" (57)	6" (152)	36" (914)	6.69	(3.04)
<input type="checkbox"/>	2"	XW	20B-XW-92-P	20D-XW-92-P	2.50" (65)	6" (152)	36" (914)	7.14	(3.24)
<input type="checkbox"/>	2-1/2"	XW	25B-XW-92-P	25D-XW-92-P	3.00" (76)	6" (152)	36" (914)	8.73	(3.96)
<input type="checkbox"/>	3"	XW	30B-XW-92-P	30D-XW-92-P	3.50" (89)	6" (152)	36" (914)	10.31	(4.68)
<input type="checkbox"/>	3-1/2"	XW	35B-XW-92-P	35D-XW-92-P	4.00" (102)	6" (152)	36" (914)	11.90	(5.40)
<input type="checkbox"/>	4"	XW	40B-XW-92-P	40D-XW-92-P	4.50" (114)	6" (152)	36" (914)	13.49	(6.12)
<input type="checkbox"/>	5"	XW	50B-XW-92-P	50D-XW-92-P	5.50" (140)	6" (152)	36" (914)	16.79	(7.56)
<input type="checkbox"/>	6"	XW	60B-XW-92-P	60D-XW-92-P	6.50" (165)	6" (152)	36" (914)	19.99	(9.00)

90° x 48"

	NOMINAL		XW ITEM NO		M	O-TANGENT (MIN)	R-RADIUS (MIN)	WEIGHT	
	SIZE	TYPE	BELOW GROUND	ABOVE GROUND				LBS	KG
<input type="checkbox"/>	3/4"	XW	07A-XW-93-P	07C-XW-93-P	1.41" (36)	6" (152)	48" (1,219)	4.48	(2.03)
<input type="checkbox"/>	1"	XW	10A-XW-93-P	10C-XW-93-P	1.68" (43)	6" (152)	48" (1,219)	4.90	(2.22)
<input type="checkbox"/>	1-1/4"	XW	12A-XW-93-P	12C-XW-93-P	2.02" (51)	6" (152)	48" (1,219)	6.75	(3.06)
<input type="checkbox"/>	1-1/2"	XW	15A-XW-93-P	15C-XW-93-P	2.26" (57)	6" (152)	48" (1,219)	9.78	(4.43)
<input type="checkbox"/>	2"	XW	20B-XW-93-P	20D-XW-93-P	2.50" (65)	6" (152)	48" (1,219)	10.08	(4.58)
<input type="checkbox"/>	2-1/2"	XW	25B-XW-93-P	25D-XW-93-P	3.00" (76)	6" (152)	48" (1,219)	12.32	(5.59)
<input type="checkbox"/>	3"	XW	30B-XW-93-P	30D-XW-93-P	3.50" (89)	6" (152)	48" (1,219)	14.56	(6.61)
<input type="checkbox"/>	3-1/2"	XW	35B-XW-93-P	35D-XW-93-P	4.00" (102)	6" (152)	48" (1,219)	16.80	(7.63)
<input type="checkbox"/>	4"	XW	40B-XW-93-P	40D-XW-93-P	4.50" (114)	6" (152)	48" (1,219)	19.04	(8.64)
<input type="checkbox"/>	5"	XW	50B-XW-93-P	50D-XW-93-P	5.50" (140)	6" (152)	48" (1,219)	23.52	(10.68)
<input type="checkbox"/>	6"	XW	60B-XW-93-P	60D-XW-93-P	6.50" (165)	6" (152)	48" (1,219)	28.00	(12.71)

90° x 60"

	NOMINAL		XW ITEM NO		M	O-TANGENT (MIN)	R-RADIUS (MIN)	WEIGHT	
	SIZE	TYPE	BELOW GROUND	ABOVE GROUND				LBS	KG
<input type="checkbox"/>	3/4"	XW	07A-XW-94-P	07C-XW-94-P	1.41" (36)	6" (152)	60" (1,524)	4.96	(2.25)
<input type="checkbox"/>	1"	XW	10A-XW-94-P	10C-XW-94-P	1.68" (43)	6" (152)	60" (1,524)	5.56	(2.52)
<input type="checkbox"/>	1-1/4"	XW	12A-XW-94-P	12C-XW-94-P	2.02" (51)	6" (152)	60" (1,524)	6.72	(3.05)
<input type="checkbox"/>	1-1/2"	XW	15A-XW-94-P	15C-XW-94-P	2.26" (57)	6" (152)	60" (1,524)	9.67	(4.39)
<input type="checkbox"/>	2"	XW	20B-XW-94-P	20D-XW-94-P	2.50" (65)	6" (152)	60" (1,524)	11.13	(5.05)
<input type="checkbox"/>	2-1/2"	XW	25B-XW-94-P	25D-XW-94-P	3.00" (76)	6" (152)	60" (1,524)	13.61	(6.18)
<input type="checkbox"/>	3"	XW	30B-XW-94-P	30D-XW-94-P	3.50" (89)	6" (152)	60" (1,524)	16.08	(7.30)
<input type="checkbox"/>	3-1/2"	XW	35B-XW-94-P	35D-XW-94-P	4.00" (102)	6" (152)	60" (1,524)	18.55	(8.42)
<input type="checkbox"/>	4"	XW	40B-XW-94-P	40D-XW-94-P	4.50" (114)	6" (152)	60" (1,524)	21.02	(9.54)
<input type="checkbox"/>	5"	XW	50B-XW-94-P	50D-XW-94-P	5.50" (140)	6" (152)	60" (1,524)	25.97	(11.79)
<input type="checkbox"/>	6"	XW	60B-XW-94-P	60D-XW-94-P	6.50" (165)	6" (152)	60" (1,524)	30.92	(14.04)





45° x 12"

	NOMINAL		XW ITEM NO		M		O-TANGENT (MIN)	R-RADIUS (MIN)	WEIGHT			
	SIZE	TYPE	BELOW GROUND	ABOVE GROUND					LBS	KG		
<input type="checkbox"/>	3/4"	XW	07A-XW-80-P	07C-XW-80-P	1.41"	(36)	6"	(152)	12"	(305)	1.07	(0.48)
<input type="checkbox"/>	1"	XW	10A-XW-80-P	10C-XW-80-P	1.68"	(43)	6"	(152)	12"	(305)	1.19	(0.54)
<input type="checkbox"/>	1-1/4"	XW	12A-XW-80-P	12C-XW-80-P	2.02"	(51)	6"	(152)	12"	(305)	1.44	(0.65)
<input type="checkbox"/>	1-1/2"	XW	15A-XW-80-P	15C-XW-80-P	2.26"	(57)	6"	(152)	12"	(305)	2.07	(0.94)
<input type="checkbox"/>	2"	XW	20B-XW-80-P	20D-XW-80-P	2.50"	(63)	6"	(152)	12"	(305)	2.21	(1.00)
<input type="checkbox"/>	2-1/2"	XW	25B-XW-80-P	25D-XW-80-P	3.00"	(76)	6"	(152)	12"	(305)	2.70	(1.22)
<input type="checkbox"/>	3"	XW	30B-XW-80-P	30D-XW-80-P	3.50"	(89)	6"	(152)	12"	(305)	2.89	(1.31)
<input type="checkbox"/>	3-1/2"	XW	35B-XW-80-P	35D-XW-80-P	4.00"	(102)	6"	(152)	12"	(305)	3.68	(1.67)

45° x 24"

	NOMINAL		XW ITEM NO		M		O-TANGENT (MIN)	R-RADIUS (MIN)	WEIGHT			
	SIZE	TYPE	BELOW GROUND	ABOVE GROUND					LBS	KG		
<input type="checkbox"/>	3/4"	XW	07A-XW-81-P	07C-XW-81-P	1.41"	(36)	6"	(152)	24"	(610)	1.52	(0.69)
<input type="checkbox"/>	1"	XW	10A-XW-81-P	10C-XW-81-P	1.68"	(43)	6"	(152)	24"	(610)	1.70	(0.77)
<input type="checkbox"/>	1-1/4"	XW	12A-XW-81-P	12C-XW-81-P	2.02"	(51)	6"	(152)	24"	(610)	2.05	(0.93)
<input type="checkbox"/>	1-1/2"	XW	15A-XW-81-P	15C-XW-81-P	2.26"	(57)	6"	(152)	24"	(610)	2.95	(1.34)
<input type="checkbox"/>	2"	XW	20B-XW-81-P	20D-XW-81-P	2.50"	(65)	6"	(152)	24"	(610)	3.15	(1.43)
<input type="checkbox"/>	2-1/2"	XW	25B-XW-81-P	25D-XW-81-P	3.00"	(76)	6"	(152)	24"	(610)	3.85	(1.75)
<input type="checkbox"/>	3"	XW	30B-XW-81-P	30D-XW-81-P	3.50"	(89)	6"	(152)	24"	(610)	4.55	(2.07)
<input type="checkbox"/>	3-1/2"	XW	35B-XW-81-P	35D-XW-81-P	4.00"	(102)	6"	(152)	24"	(610)	5.24	(2.38)
<input type="checkbox"/>	4"	XW	40B-XW-81-P	40D-XW-81-P	4.50"	(114)	6"	(152)	24"	(610)	5.95	(2.70)

45° x 36"

	NOMINAL		XW ITEM NO		M		O-TANGENT (MIN)	R-RADIUS (MIN)	WEIGHT			
	SIZE	TYPE	BELOW GROUND	ABOVE GROUND					LBS	KG		
<input type="checkbox"/>	3/4"	XW	07A-XW-82-P	07C-XW-82-P	1.41"	(36)	6"	(152)	36"	(914)	2.03	(0.92)
<input type="checkbox"/>	1"	XW	10A-XW-82-P	10C-XW-82-P	1.68"	(43)	6"	(152)	36"	(914)	2.27	(1.03)
<input type="checkbox"/>	1-1/4"	XW	12A-XW-82-P	12C-XW-82-P	2.02"	(51)	6"	(152)	36"	(914)	2.73	(1.24)
<input type="checkbox"/>	1-1/2"	XW	15A-XW-82-P	15C-XW-82-P	2.26"	(57)	6"	(152)	36"	(914)	3.93	(1.78)
<input type="checkbox"/>	2"	XW	20B-XW-82-P	20D-XW-82-P	2.50"	(65)	6"	(152)	36"	(914)	4.20	(1.91)
<input type="checkbox"/>	2-1/2"	XW	25B-XW-82-P	25D-XW-82-P	3.00"	(76)	6"	(152)	36"	(914)	5.13	(2.33)
<input type="checkbox"/>	3"	XW	30B-XW-82-P	30D-XW-82-P	3.50"	(89)	6"	(152)	36"	(914)	6.07	(2.76)
<input type="checkbox"/>	3-1/2"	XW	35B-XW-82-P	35D-XW-82-P	4.00"	(102)	6"	(152)	36"	(914)	6.99	(3.18)
<input type="checkbox"/>	4"	XW	40B-XW-82-P	40D-XW-82-P	4.59"	(114)	6"	(152)	36"	(914)	7.93	(3.60)
<input type="checkbox"/>	5"	XW	50B-XW-82-P	50D-XW-82-P	5.50"	(140)	6"	(152)	36"	(914)	9.79	(4.44)
<input type="checkbox"/>	6"	XW	60B-XW-82-P	60D-XW-82-P	6.50"	(165)	6"	(152)	36"	(914)	11.65	(5.29)

45° x 48"

	NOMINAL		XW ITEM NO		M		O-TANGENT (MIN)		R-RADIUS (MIN)		WEIGHT	
	SIZE	TYPE	BELOW GROUND	ABOVE GROUND							LBS	KG
<input type="checkbox"/>	3/4"	XW	07A-XW-83-P	07C-XW-83-P	1.41"	(36)	6"	(152)	48"	(1,219)	4.48	(2.03)
<input type="checkbox"/>	1"	XW	10A-XW-83-P	10C-XW-83-P	1.68"	(43)	6"	(152)	48"	(1,219)	4.90	(2.22)
<input type="checkbox"/>	1-1/4"	XW	12A-XW-83-P	12C-XW-83-P	2.02"	(51)	6"	(152)	48"	(1,219)	6.75	(3.06)
<input type="checkbox"/>	1-1/2"	XW	15A-XW-83-P	15C-XW-83-P	2.26"	(57)	6"	(152)	48"	(1,219)	9.78	(4.43)
<input type="checkbox"/>	2"	XW	20B-XW-83-P	20D-XW-83-P	2.50"	(65)	6"	(152)	48"	(1,219)	5.15	(2.34)
<input type="checkbox"/>	2-1/2"	XW	25B-XW-83-P	25D-XW-83-P	3.00"	(76)	6"	(152)	48"	(1,219)	6.29	(2.85)
<input type="checkbox"/>	3"	XW	30B-XW-83-P	30D-XW-83-P	3.50"	(89)	6"	(152)	48"	(1,219)	7.43	(3.37)
<input type="checkbox"/>	3-1/2"	XW	35B-XW-83-P	35D-XW-83-P	4.00"	(102)	6"	(152)	48"	(1,219)	8.57	(3.89)
<input type="checkbox"/>	4"	XW	40B-XW-83-P	40D-XW-83-P	4.50"	(114)	6"	(152)	48"	(1,219)	9.72	(4.41)
<input type="checkbox"/>	5"	XW	50B-XW-83-P	50D-XW-83-P	5.50"	(140)	6"	(152)	48"	(1,219)	12.01	(5.45)
<input type="checkbox"/>	6"	XW	60B-XW-83-P	60D-XW-83-P	6.50"	(165)	6"	(152)	48"	(1,219)	14.29	(6.49)

45° x 60"

	NOMINAL		XW ITEM NO		M		O-TANGENT (MIN)		R-RADIUS (MIN)		WEIGHT	
	SIZE	TYPE	BELOW GROUND	ABOVE GROUND							LBS	KG
<input type="checkbox"/>	3/4"	XW	07A-XW-84-P	07C-XW-84-P	1.41"	(36)	6"	(152)	60"	(1,524)	2.77	(1.25)
<input type="checkbox"/>	1"	XW	10A-XW-84-P	10C-XW-84-P	1.68"	(43)	6"	(152)	60"	(1,524)	3.15	(1.43)
<input type="checkbox"/>	1-1/4"	XW	12A-XW-84-P	12C-XW-84-P	2.02"	(51)	6"	(152)	60"	(1,524)	3.78	(1.72)
<input type="checkbox"/>	1-1/2"	XW	15A-XW-84-P	15C-XW-84-P	2.26"	(57)	6"	(152)	60"	(1,524)	5.41	(2.46)
<input type="checkbox"/>	2"	XW	20B-XW-84-P	20D-XW-84-P	2.50"	(65)	6"	(152)	60"	(1,524)	6.30	(2.86)
<input type="checkbox"/>	2-1/2"	XW	25B-XW-84-P	25D-XW-84-P	3.00"	(76)	6"	(152)	60"	(1,524)	7.70	(3.50)
<input type="checkbox"/>	3"	XW	30B-XW-84-P	30D-XW-84-P	3.50"	(89)	6"	(152)	60"	(1,524)	9.10	(4.13)
<input type="checkbox"/>	3-1/2"	XW	35B-XW-84-P	35D-XW-84-P	4.00"	(102)	6"	(152)	60"	(1,524)	10.50	(4.77)
<input type="checkbox"/>	4"	XW	40B-XW-84-P	40D-XW-84-P	4.50"	(114)	6"	(152)	60"	(1,524)	11.90	(5.40)
<input type="checkbox"/>	5"	XW	50B-XW-84-P	50D-XW-84-P	5.50"	(140)	6"	(152)	60"	(1,524)	14.70	(6.67)
<input type="checkbox"/>	6"	XW	60B-XW-84-P	60D-XW-84-P	6.50"	(165)	6"	(152)	60"	(1,524)	17.50	(7.94)





30° x 12"

	NOMINAL		XW ITEM NO		M		O-TANGENT (MIN)		R-RADIUS (MIN)		WEIGHT	
	SIZE	TYPE	BELOW GROUND	ABOVE GROUND							LBS	KG
<input type="checkbox"/>	3/4"	XW	07A-XW-70-P	07C-XW-70-P	1.41"	(36)	6"	(152)	12"	(305)	0.97	(0.44)
<input type="checkbox"/>	1"	XW	10A-XW-70-P	10C-XW-70-P	1.68"	(43)	6"	(152)	12"	(305)	1.08	(0.49)
<input type="checkbox"/>	1-1/4"	XW	12A-XW-70-P	12C-XW-70-P	2.02"	(51)	6"	(152)	12"	(305)	1.30	(0.59)
<input type="checkbox"/>	1-1/2"	XW	15A-XW-70-P	15C-XW-70-P	2.26"	(57)	6"	(152)	12"	(305)	1.87	(0.85)
<input type="checkbox"/>	2"	XW	20B-XW-70-P	20D-XW-70-P	2.50"	(63)	6"	(152)	12"	(305)	2.00	(0.91)
<input type="checkbox"/>	2-1/2"	XW	25B-XW-70-P	25D-XW-70-P	3.00"	(76)	6"	(152)	12"	(305)	2.44	(1.11)
<input type="checkbox"/>	3"	XW	30B-XW-70-P	30D-XW-70-P	3.50"	(89)	6"	(152)	12"	(305)	2.89	(1.31)
<input type="checkbox"/>	3-1/2"	XW	35B-XW-70-P	35D-XW-70-P	4.00"	(102)	6"	(152)	12"	(305)	3.33	(1.51)

30° x 24"

	NOMINAL		XW ITEM NO		M		O-TANGENT (MIN)		R-RADIUS (MIN)		WEIGHT	
	SIZE	TYPE	BELOW GROUND	ABOVE GROUND							LBS	KG
<input type="checkbox"/>	3/4"	XW	07A-XW-71-P	07C-XW-71-P	1.41"	(36)	6"	(152)	24"	(610)	1.22	(0.55)
<input type="checkbox"/>	1"	XW	10A-XW-71-P	10C-XW-71-P	1.68"	(43)	6"	(152)	24"	(610)	1.36	(0.62)
<input type="checkbox"/>	1-1/4"	XW	12A-XW-71-P	12C-XW-71-P	2.02"	(51)	6"	(152)	24"	(610)	1.64	(0.74)
<input type="checkbox"/>	1-1/2"	XW	15A-XW-71-P	15C-XW-71-P	2.26"	(57)	6"	(152)	24"	(610)	2.36	(1.07)
<input type="checkbox"/>	2"	XW	20B-XW-71-P	20D-XW-71-P	2.50"	(65)	6"	(152)	24"	(610)	2.52	(1.14)
<input type="checkbox"/>	2-1/2"	XW	25B-XW-71-P	25D-XW-71-P	3.00"	(76)	6"	(152)	24"	(610)	3.08	(1.40)
<input type="checkbox"/>	3"	XW	30B-XW-71-P	30D-XW-71-P	3.50"	(89)	6"	(152)	24"	(610)	3.72	(1.69)
<input type="checkbox"/>	3-1/2"	XW	35B-XW-71-P	35D-XW-71-P	4.00"	(102)	6"	(152)	24"	(610)	4.30	(1.95)
<input type="checkbox"/>	4"	XW	40B-XW-71-P	40D-XW-71-P	4.50"	(114)	6"	(152)	24"	(610)	4.87	(2.21)

30° x 36"

	NOMINAL		XW ITEM NO		M		O-TANGENT (MIN)		R-RADIUS (MIN)		WEIGHT	
	SIZE	TYPE	BELOW GROUND	ABOVE GROUND							LBS	KG
<input type="checkbox"/>	3/4"	XW	07A-XW-72-P	07C-XW-72-P	1.41"	(36)	6"	(152)	36"	(914)	1.52	(0.69)
<input type="checkbox"/>	1"	XW	10A-XW-72-P	10C-XW-72-P	1.68"	(43)	6"	(152)	36"	(914)	1.70	(0.77)
<input type="checkbox"/>	1-1/4"	XW	12A-XW-72-P	12C-XW-72-P	2.02"	(51)	6"	(152)	36"	(914)	2.05	(0.93)
<input type="checkbox"/>	1-1/2"	XW	15A-XW-72-P	15C-XW-72-P	2.26"	(57)	6"	(152)	36"	(914)	2.95	(1.34)
<input type="checkbox"/>	2"	XW	20B-XW-72-P	20D-XW-72-P	2.50"	(65)	6"	(152)	36"	(914)	3.15	(1.43)
<input type="checkbox"/>	2-1/2"	XW	25B-XW-72-P	25D-XW-72-P	3.00"	(76)	6"	(152)	36"	(914)	3.85	(1.75)
<input type="checkbox"/>	3"	XW	30B-XW-72-P	30D-XW-72-P	3.50"	(89)	6"	(152)	36"	(914)	4.55	(2.07)
<input type="checkbox"/>	3-1/2"	XW	35B-XW-72-P	35D-XW-72-P	4.00"	(102)	6"	(152)	36"	(914)	5.25	(2.38)
<input type="checkbox"/>	4"	XW	40B-XW-72-P	40D-XW-72-P	4.50"	(114)	6"	(152)	36"	(914)	5.95	(2.70)
<input type="checkbox"/>	5"	XW	50B-XW-72-P	50D-XW-72-P	5.50"	(140)	6"	(152)	36"	(914)	7.35	(3.34)
<input type="checkbox"/>	6"	XW	60B-XW-72-P	60D-XW-72-P	6.50"	(165)	6"	(152)	36"	(914)	8.75	(3.97)

30° x 48"

	NOMINAL		XW ITEM NO		M		O-TANGENT (MIN)		R-RADIUS (MIN)		WEIGHT	
	SIZE	TYPE	BELOW GROUND	ABOVE GROUND							LBS	KG
<input type="checkbox"/>	3/4"	XW	07A-XW-73-P	07C-XW-73-P	1.41"	(36)	6"	(152)	48"	(1,219)	1.90	(0.86)
<input type="checkbox"/>	1"	XW	10A-XW-73-P	10C-XW-73-P	1.68"	(43)	6"	(152)	48"	(1,219)	2.17	(0.98)
<input type="checkbox"/>	1-1/4"	XW	12A-XW-73-P	12C-XW-73-P	2.02"	(51)	6"	(152)	48"	(1,219)	2.63	(1.20)
<input type="checkbox"/>	1-1/2"	XW	15A-XW-73-P	15C-XW-73-P	2.26"	(57)	6"	(152)	48"	(1,219)	3.77	(1.71)
<input type="checkbox"/>	2"	XW	20B-XW-73-P	20D-XW-73-P	2.50"	(65)	6"	(152)	48"	(1,219)	3.89	(1.77)
<input type="checkbox"/>	2-1/2"	XW	25B-XW-73-P	25D-XW-73-P	3.00"	(76)	6"	(152)	48"	(1,219)	4.75	(2.16)
<input type="checkbox"/>	3"	XW	30B-XW-73-P	30D-XW-73-P	3.50"	(89)	6"	(152)	48"	(1,219)	5.61	(2.55)
<input type="checkbox"/>	3-1/2"	XW	35B-XW-73-P	35D-XW-73-P	4.00"	(102)	6"	(152)	48"	(1,219)	6.47	(2.94)
<input type="checkbox"/>	4-1/2"	XW	40B-XW-73-P	40D-XW-73-P	4.50"	(114)	6"	(152)	48"	(1,219)	7.34	(3.33)
<input type="checkbox"/>	5"	XW	50B-XW-73-P	50D-XW-73-P	5.50"	(140)	6"	(152)	48"	(1,219)	9.07	(4.12)
<input type="checkbox"/>	6"	XW	60B-XW-73-P	60D-XW-73-P	6.50"	(165)	6"	(152)	48"	(1,219)	10.79	(4.90)

30° x 60"

	NOMINAL		XW ITEM NO		M		O-TANGENT (MIN)		R-RADIUS (MIN)		WEIGHT	
	SIZE	TYPE	BELOW GROUND	ABOVE GROUND							LBS	KG
<input type="checkbox"/>	3/4"	XW	07A-XW-74-P	07C-XW-74-P	1.41"	(36)	6"	(152)	60"	(1,524)	2.02	(0.91)
<input type="checkbox"/>	1"	XW	10A-XW-74-P	10C-XW-74-P	1.68"	(43)	6"	(152)	60"	(1,524)	2.26	(1.03)
<input type="checkbox"/>	1-1/4"	XW	12A-XW-74-P	12C-XW-74-P	2.02"	(51)	6"	(152)	60"	(1,524)	2.72	(1.23)
<input type="checkbox"/>	1-1/2"	XW	15A-XW-74-P	15C-XW-74-P	2.26"	(57)	6"	(152)	60"	(1,524)	3.92	(1.77)
<input type="checkbox"/>	2"	XW	20B-XW-74-P	20D-XW-74-P	2.50"	(65)	6"	(152)	60"	(1,524)	4.52	(2.05)
<input type="checkbox"/>	2-1/2"	XW	25B-XW-74-P	25D-XW-74-P	3.00"	(76)	6"	(152)	60"	(1,524)	5.52	(2.51)
<input type="checkbox"/>	3"	XW	30B-XW-74-P	30D-XW-74-P	3.50"	(89)	6"	(152)	60"	(1,524)	6.52	(2.96)
<input type="checkbox"/>	3-1/2"	XW	35B-XW-74-P	35D-XW-74-P	4.00"	(102)	6"	(152)	60"	(1,524)	7.53	(3.42)
<input type="checkbox"/>	4"	XW	40B-XW-74-P	40D-XW-74-P	4.50"	(114)	6"	(152)	60"	(1,524)	8.53	(3.87)
<input type="checkbox"/>	5"	XW	50B-XW-74-P	50D-XW-74-P	5.50"	(140)	6"	(152)	60"	(1,524)	10.54	(4.79)
<input type="checkbox"/>	6"	XW	60B-XW-74-P	60D-XW-74-P	6.50"	(165)	6"	(152)	60"	(1,524)	12.55	(5.70)





22-1/2° x 12"

	NOMINAL		XW ITEM NO		M		O-TANGENT (MIN)		R-RADIUS (MIN)		WEIGHT	
	SIZE	TYPE	BELOW GROUND	ABOVE GROUND							LBS	KG
<input type="checkbox"/>	3/4"	XW	07A-XW-60-P	07C-XW-60-P	1.41"	(36)	6"	(152)	12"	(305)	0.87	(0.39)
<input type="checkbox"/>	1"	XW	10A-XW-60-P	10C-XW-60-P	1.68"	(43)	6"	(152)	12"	(305)	0.97	(0.44)
<input type="checkbox"/>	1-1/4"	XW	12A-XW-60-P	12C-XW-60-P	2.02"	(51)	6"	(152)	12"	(305)	1.16	(0.53)
<input type="checkbox"/>	1-1/2"	XW	15A-XW-60-P	15C-XW-60-P	2.26"	(57)	6"	(152)	12"	(305)	1.68	(0.76)
<input type="checkbox"/>	2"	XW	20B-XW-60-P	20D-XW-60-P	2.50"	(63)	6"	(152)	12"	(305)	1.79	(0.81)
<input type="checkbox"/>	2-1/2"	XW	25B-XW-60-P	25D-XW-60-P	3.00"	(76)	6"	(152)	12"	(305)	2.19	(0.99)
<input type="checkbox"/>	3"	XW	30B-XW-60-P	30D-XW-60-P	3.50"	(89)	6"	(152)	12"	(305)	2.58	(1.17)
<input type="checkbox"/>	3-1/2"	XW	35B-XW-60-P	35D-XW-60-P	4.00"	(102)	6"	(152)	12"	(305)	2.98	(1.35)

22-1/2° x 24"

	NOMINAL		XW ITEM NO		M		O-TANGENT (MIN)		R-RADIUS (MIN)		WEIGHT	
	SIZE	TYPE	BELOW GROUND	ABOVE GROUND							LBS	KG
<input type="checkbox"/>	3/4"	XW	07A-XW-61-P	07C-XW-61-P	1.41"	(36)	6"	(152)	24"	(610)	1.07	(0.48)
<input type="checkbox"/>	1"	XW	10A-XW-61-P	10C-XW-61-P	1.68"	(43)	6"	(152)	24"	(610)	1.19	(0.54)
<input type="checkbox"/>	1-1/4"	XW	12A-XW-61-P	12C-XW-61-P	2.02"	(51)	6"	(152)	24"	(610)	1.44	(0.65)
<input type="checkbox"/>	1-1/2"	XW	15A-XW-61-P	15C-XW-61-P	2.26"	(57)	6"	(152)	24"	(610)	2.07	(0.94)
<input type="checkbox"/>	2"	XW	20B-XW-61-P	20D-XW-61-P	2.50"	(65)	6"	(152)	24"	(610)	2.21	(1.00)
<input type="checkbox"/>	2-1/2"	XW	25B-XW-61-P	25D-XW-61-P	3.00"	(76)	6"	(152)	24"	(610)	2.70	(1.23)
<input type="checkbox"/>	3"	XW	30B-XW-61-P	30D-XW-61-P	3.50"	(89)	6"	(152)	24"	(610)	3.32	(1.51)
<input type="checkbox"/>	3-1/2"	XW	35B-XW-61-P	35D-XW-61-P	4.00"	(102)	6"	(152)	24"	(610)	3.83	(1.74)
<input type="checkbox"/>	4"	XW	40B-XW-61-P	40D-XW-61-P	4.50"	(114)	6"	(152)	24"	(610)	4.34	(1.97)

22-1/2° x 36"

	NOMINAL		XW ITEM NO		M		O-TANGENT (MIN)		R-RADIUS (MIN)		WEIGHT	
	SIZE	TYPE	BELOW GROUND	ABOVE GROUND							LBS	KG
<input type="checkbox"/>	3/4"	XW	07A-XW-62-P	07C-XW-62-P	1.41"	(36)	6"	(152)	36"	(914)	1.27	(0.58)
<input type="checkbox"/>	1"	XW	10A-XW-62-P	10C-XW-62-P	1.68"	(43)	6"	(152)	36"	(914)	1.42	(0.64)
<input type="checkbox"/>	1-1/4"	XW	12A-XW-62-P	12C-XW-62-P	2.02"	(51)	6"	(152)	36"	(914)	1.71	(0.77)
<input type="checkbox"/>	1-1/2"	XW	15A-XW-62-P	15C-XW-62-P	2.26"	(57)	6"	(152)	36"	(914)	2.46	(1.12)
<input type="checkbox"/>	2"	XW	20B-XW-62-P	20D-XW-62-P	2.50"	(65)	6"	(152)	36"	(914)	2.63	(1.19)
<input type="checkbox"/>	2-1/2"	XW	25B-XW-62-P	25D-XW-62-P	3.00"	(76)	6"	(152)	36"	(914)	3.21	(1.46)
<input type="checkbox"/>	3"	XW	30B-XW-62-P	30D-XW-62-P	3.50"	(89)	6"	(152)	36"	(914)	3.79	(1.72)
<input type="checkbox"/>	3-1/2"	XW	35B-XW-62-P	35D-XW-62-P	4.00"	(102)	6"	(152)	36"	(914)	4.38	(1.99)
<input type="checkbox"/>	4"	XW	40B-XW-62-P	40D-XW-62-P	4.50"	(114)	6"	(152)	36"	(914)	4.96	(2.25)
<input type="checkbox"/>	5"	XW	50B-XW-62-P	50D-XW-62-P	5.50"	(140)	6"	(152)	36"	(914)	6.13	(2.78)
<input type="checkbox"/>	6"	XW	60B-XW-62-P	60D-XW-62-P	6.50"	(165)	6"	(152)	36"	(914)	7.29	(3.31)

ELBOWS (XW)

22-1/2° x 48"

	NOMINAL		XW ITEM NO		M		O-TANGENT (MIN)		R-RADIUS (MIN)		WEIGHT	
	SIZE	TYPE	BELOW GROUND	ABOVE GROUND							LBS	KG
<input type="checkbox"/>	3/4"	XW	07A-XW-63-P	07C-XW-63-P	1.41"	(36)	6"	(152)	48"	(1,219)	1.42	(0.64)
<input type="checkbox"/>	1"	XW	10A-XW-63-P	10C-XW-63-P	1.68"	(43)	6"	(152)	48"	(1,219)	1.59	(0.72)
<input type="checkbox"/>	1-1/4"	XW	12A-XW-63-P	12C-XW-63-P	2.02"	(51)	6"	(152)	48"	(1,219)	1.92	(0.87)
<input type="checkbox"/>	1-1/2"	XW	15A-XW-63-P	15C-XW-63-P	2.26"	(57)	6"	(152)	48"	(1,219)	2.75	(1.24)
<input type="checkbox"/>	2"	XW	20B-XW-63-P	20D-XW-63-P	2.50"	(65)	6"	(152)	48"	(1,219)	3.15	(1.43)
<input type="checkbox"/>	2-1/2"	XW	25B-XW-63-P	25D-XW-63-P	3.00"	(76)	6"	(152)	48"	(1,219)	3.85	(1.75)
<input type="checkbox"/>	3"	XW	30B-XW-63-P	30D-XW-63-P	3.50"	(89)	6"	(152)	48"	(1,219)	4.55	(2.07)
<input type="checkbox"/>	3-1/2"	XW	35B-XW-63-P	35D-XW-63-P	4.00"	(102)	6"	(152)	48"	(1,219)	5.25	(2.38)
<input type="checkbox"/>	4"	XW	40B-XW-63-P	40D-XW-63-P	4.50"	(114)	6"	(152)	48"	(1,219)	5.95	(2.70)
<input type="checkbox"/>	5"	XW	50B-XW-63-P	50D-XW-63-P	5.50"	(140)	6"	(152)	48"	(1,219)	7.35	(3.34)
<input type="checkbox"/>	6"	XW	60B-XW-63-P	60D-XW-63-P	6.50"	(165)	6"	(152)	48"	(1,219)	8.75	(3.97)

22-1/2° x 60"

	NOMINAL		XW ITEM NO		M		O-TANGENT (MIN)		R-RADIUS (MIN)		WEIGHT	
	SIZE	TYPE	BELOW GROUND	ABOVE GROUND							LBS	KG
<input type="checkbox"/>	3/4"	XW	07A-XW-64-P	07C-XW-64-P	1.41"	(36)	6"	(152)	60"	(1,524)	1.84	(0.83)
<input type="checkbox"/>	1"	XW	10A-XW-64-P	10C-XW-64-P	1.68"	(43)	6"	(152)	60"	(1,524)	2.04	(0.93)
<input type="checkbox"/>	1-1/4"	XW	12A-XW-64-P	12C-XW-64-P	2.02"	(51)	6"	(152)	60"	(1,524)	2.50	(1.13)
<input type="checkbox"/>	1-1/2"	XW	15A-XW-64-P	15C-XW-64-P	2.26"	(57)	6"	(152)	60"	(1,524)	3.57	(1.62)
<input type="checkbox"/>	2"	XW	20B-XW-64-P	20D-XW-64-P	2.50"	(65)	6"	(152)	60"	(1,524)	3.68	(1.67)
<input type="checkbox"/>	2-1/2"	XW	25B-XW-64-P	25D-XW-64-P	3.00"	(76)	6"	(152)	60"	(1,524)	4.50	(2.04)
<input type="checkbox"/>	3"	XW	30B-XW-64-P	30D-XW-64-P	3.50"	(89)	6"	(152)	60"	(1,524)	5.31	(2.41)
<input type="checkbox"/>	3-1/2"	XW	35B-XW-64-P	35D-XW-64-P	4.00"	(102)	6"	(152)	60"	(1,524)	6.13	(2.78)
<input type="checkbox"/>	4-1/2"	XW	40B-XW-64-P	40D-XW-64-P	4.50"	(114)	6"	(152)	60"	(1,524)	6.94	(3.15)
<input type="checkbox"/>	5"	XW	50B-XW-64-P	50D-XW-64-P	5.50"	(140)	6"	(152)	60"	(1,524)	8.58	(3.90)
<input type="checkbox"/>	6"	XW	60B-XW-64-P	60D-XW-64-P	6.50"	(165)	6"	(152)	60"	(1,524)	10.21	(4.64)





11-1/4° x 12"

	NOMINAL		XW ITEM NO		M		O-TANGENT (MIN)	R-RADIUS (MIN)	WEIGHT			
	SIZE	TYPE	BELOW GROUND	ABOVE GROUND					LBS	KG		
<input type="checkbox"/>	3/4"	XW	07A-XW-50-P	07C-XW-50-P	1.41"	(36)	6"	(152)	12"	(305)	0.71	(0.32)
<input type="checkbox"/>	1"	XW	10A-XW-50-P	10C-XW-50-P	1.68"	(43)	6"	(152)	12"	(305)	0.79	(0.36)
<input type="checkbox"/>	1-1/4"	XW	12A-XW-50-P	12C-XW-50-P	2.02"	(51)	6"	(152)	12"	(305)	0.96	(0.43)
<input type="checkbox"/>	1-1/2"	XW	15A-XW-50-P	15C-XW-50-P	2.26"	(57)	6"	(152)	12"	(305)	1.38	(0.63)
<input type="checkbox"/>	2"	XW	20B-XW-50-P	20D-XW-50-P	2.50"	(63)	6"	(152)	12"	(305)	1.47	(0.67)
<input type="checkbox"/>	2-1/2"	XW	25B-XW-50-P	25D-XW-50-P	3.00"	(76)	6"	(152)	12"	(305)	1.80	(0.82)
<input type="checkbox"/>	3"	XW	30B-XW-50-P	30D-XW-50-P	4.00"	(102)	6"	(152)	12"	(305)	2.45	(1.11)

11-1/4° x 24"

	NOMINAL		XW ITEM NO		M		O-TANGENT (MIN)	R-RADIUS (MIN)	WEIGHT			
	SIZE	TYPE	BELOW GROUND	ABOVE GROUND					LBS	KG		
<input type="checkbox"/>	3/4"	XW	07A-XW-51-P	07C-XW-51-P	1.41"	(36)	6"	(152)	24"	(610)	0.87	(0.39)
<input type="checkbox"/>	1"	XW	10A-XW-51-P	10C-XW-51-P	1.68"	(43)	6"	(152)	24"	(610)	0.97	(0.44)
<input type="checkbox"/>	1-1/4"	XW	12A-XW-51-P	12C-XW-51-P	2.02"	(51)	6"	(152)	24"	(610)	1.16	(0.53)
<input type="checkbox"/>	1-1/2"	XW	15A-XW-51-P	15C-XW-51-P	2.26"	(57)	6"	(152)	24"	(610)	1.68	(0.76)
<input type="checkbox"/>	2"	XW	20B-XW-51-P	20D-XW-51-P	2.50"	(63)	6"	(152)	24"	(610)	1.79	(0.81)
<input type="checkbox"/>	2-1/2"	XW	25B-XW-51-P	25D-XW-51-P	3.00"	(76)	6"	(152)	24"	(610)	2.19	(0.99)
<input type="checkbox"/>	3"	XW	30B-XW-51-P	30D-XW-51-P	3.50"	(89)	6"	(152)	24"	(610)	2.58	(1.17)
<input type="checkbox"/>	3-1/2"	XW	35B-XW-51-P	35D-XW-51-P	4.00"	(102)	6"	(152)	24"	(610)	2.98	(1.35)
<input type="checkbox"/>	4"	XW	40B-XW-51-P	40D-XW-51-P	4.50"	(114)	6"	(152)	24"	(610)	3.38	(1.53)

11-1/4° x 36"

	NOMINAL		XW ITEM NO		M		O-TANGENT (MIN)	R-RADIUS (MIN)	WEIGHT			
	SIZE	TYPE	BELOW GROUND	ABOVE GROUND					LBS	KG		
<input type="checkbox"/>	3/4"	XW	07A-XW-52-P	07C-XW-52-P	1.41"	(36)	6"	(152)	36"	(914)	0.97	(0.44)
<input type="checkbox"/>	1"	XW	10A-XW-52-P	10C-XW-52-P	1.68"	(43)	6"	(152)	36"	(914)	1.08	(0.49)
<input type="checkbox"/>	1-1/4"	XW	12A-XW-52-P	12C-XW-52-P	2.02"	(51)	6"	(152)	36"	(914)	1.30	(0.59)
<input type="checkbox"/>	1-1/2"	XW	15A-XW-52-P	15C-XW-52-P	2.26"	(57)	6"	(152)	36"	(914)	1.87	(0.85)
<input type="checkbox"/>	2"	XW	20B-XW-52-P	20D-XW-52-P	2.50"	(64)	6"	(152)	36"	(914)	2.00	(0.91)
<input type="checkbox"/>	2-1/2"	XW	25B-XW-52-P	25D-XW-52-P	3.00"	(76)	6"	(152)	36"	(914)	2.44	(1.11)
<input type="checkbox"/>	3"	XW	30B-XW-52-P	30D-XW-52-P	3.50"	(89)	6"	(152)	36"	(914)	2.88	(1.31)
<input type="checkbox"/>	3-1/2"	XW	35B-XW-52-P	35D-XW-52-P	4.00"	(102)	6"	(152)	36"	(914)	3.33	(1.51)
<input type="checkbox"/>	4"	XW	40B-XW-52-P	40D-XW-52-P	4.50"	(114)	6"	(152)	36"	(914)	3.77	(3.77)
<input type="checkbox"/>	5"	XW	50B-XW-52-P	50D-XW-52-P	5.50"	(140)	6"	(152)	36"	(914)	4.64	(2.11)
<input type="checkbox"/>	6"	XW	60B-XW-52-P	60D-XW-52-P	6.50"	(165)	6"	(152)	36"	(914)	5.53	(2.51)

11-1/4° x 48"

	NOMINAL		XW ITEM NO		M		O-TANGENT (MIN)		R-RADIUS (MIN)		WEIGHT	
	SIZE	TYPE	BELOW GROUND	ABOVE GROUND							LBS	KG
<input type="checkbox"/>	3/4"	XW	07A-XW-53-P	07C-XW-53-P	1.41"	(36)	6"	(152)	48"	(1,219)	1.00	(0.45)
<input type="checkbox"/>	1"	XW	10A-XW-53-P	10C-XW-53-P	1.68"	(43)	6"	(152)	48"	(1,219)	1.15	(0.52)
<input type="checkbox"/>	1-1/4"	XW	12A-XW-53-P	12C-XW-53-P	2.02"	(51)	6"	(152)	48"	(1,219)	1.37	(0.62)
<input type="checkbox"/>	1-1/2"	XW	15A-XW-53-P	15C-XW-53-P	2.26"	(57)	6"	(152)	48"	(1,219)	2.00	(0.91)
<input type="checkbox"/>	2"	XW	20B-XW-53-P	20D-XW-53-P	2.50"	(64)	6"	(152)	48"	(1,219)	2.29	(1.04)
<input type="checkbox"/>	2-1/2"	XW	25B-XW-53-P	25D-XW-53-P	3.00"	(76)	6"	(152)	48"	(1,219)	2.83	(1.29)
<input type="checkbox"/>	3"	XW	30B-XW-53-P	30D-XW-53-P	3.50"	(89)	6"	(152)	48"	(1,219)	3.34	(1.51)
<input type="checkbox"/>	3-1/2"	XW	35B-XW-53-P	35D-XW-53-P	4.00"	(102)	6"	(152)	48"	(1,219)	3.86	(1.75)
<input type="checkbox"/>	4"	XW	40B-XW-53-P	40D-XW-53-P	4.50"	(114)	6"	(152)	48"	(1,219)	4.38	(1.99)
<input type="checkbox"/>	5"	XW	50B-XW-53-P	50D-XW-53-P	5.50"	(140)	6"	(152)	48"	(1,219)	5.41	(2.46)
<input type="checkbox"/>	6"	XW	60B-XW-53-P	60D-XW-53-P	6.50"	(165)	6"	(152)	48"	(1,219)	6.44	(2.92)

11-1/4° x 60"

	NOMINAL		XW ITEM NO		M		O-TANGENT (MIN)		R-RADIUS (MIN)		WEIGHT	
	SIZE	TYPE	BELOW GROUND	ABOVE GROUND							LBS	KG
<input type="checkbox"/>	3/4"	XW	07A-XW-54-P	07C-XW-54-P	1.41"	(36)	6"	(152)	60"	(1,524)	1.13	(0.51)
<input type="checkbox"/>	1"	XW	10A-XW-54-P	10C-XW-54-P	1.68"	(43)	6"	(152)	60"	(1,524)	1.26	(0.57)
<input type="checkbox"/>	1-1/4"	XW	12A-XW-54-P	12C-XW-54-P	2.02"	(51)	6"	(152)	60"	(1,524)	1.52	(0.69)
<input type="checkbox"/>	1-1/2"	XW	15A-XW-54-P	15C-XW-54-P	2.26"	(57)	6"	(152)	60"	(1,524)	2.18	(1.00)
<input type="checkbox"/>	2"	XW	20B-XW-54-P	20D-XW-54-P	2.50"	(65)	6"	(152)	60"	(1,524)	2.52	(1.14)
<input type="checkbox"/>	2-1/2"	XW	25B-XW-54-P	25D-XW-54-P	3.00"	(76)	6"	(152)	60"	(1,524)	3.08	(1.40)
<input type="checkbox"/>	3"	XW	30B-XW-54-P	30D-XW-54-P	3.50"	(89)	6"	(152)	60"	(1,524)	3.64	(1.65)
<input type="checkbox"/>	3-1/2"	XW	35B-XW-54-P	35D-XW-54-P	4.00"	(102)	6"	(152)	60"	(1,524)	4.20	(1.91)
<input type="checkbox"/>	4"	XW	40B-XW-54-P	40D-XW-54-P	4.50"	(114)	6"	(152)	60"	(1,524)	4.76	(2.16)
<input type="checkbox"/>	5"	XW	50B-XW-54-P	50D-XW-54-P	5.50"	(140)	6"	(152)	60"	(1,524)	5.88	(2.67)
<input type="checkbox"/>	6"	XW	60B-XW-54-P	60D-XW-54-P	6.50"	(165)	6"	(152)	60"	(1,524)	7.00	(3.18)

