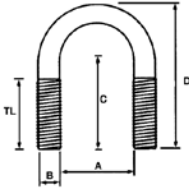


**CHAMPION THREAD®** Fasteners and Hanging Systems are specially developed to give optimum strength and chemical corrosion resistance. The systems are excellent for all structural, mechanical and electrical applications where components must be corrosion resistant. All nuts are hex type and standard tools can be used for easy assembly.

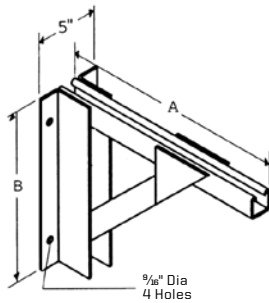
## NON-METALLIC U-BOLT

U-Bolts are made from a fiberglass reinforced urethane material and are recommended for temperatures ranging from -40°F to +150°F. 2 FRP nuts included with each U-Bolt.



Part No.	Pipe Nom Dia	Dimensions					Load Ratings	
		A in (mm)	B in (mm)	C in (mm)	D in (mm)	TL in (mm)	Max Rec Load lbs (kg)	Max Rec Torque ft lbs (kgm)
OS-UB-050	½	0.93 (24)	0.375 (10)	1.56 (40)	2.41 (61)	1.25 (32)	75 (34)	20 (2.8)
OS-UB-075	¾	1.12 (28)	0.375 (10)	1.66 (42)	2.60 (66)	1.25 (32)	75 (34)	20 (2.8)
OS-UB-100	1	1.37 (35)	0.375 (10)	1.78 (45)	2.85 (72)	1.25 (32)	75 (34)	20 (2.8)
OS-UB-125	1¼	1.68 (43)	0.375 (10)	1.94 (49)	3.16 (80)	1.25 (32)	75 (34)	20 (2.8)
OS-UB-150	1½	2.00 (51)	0.375 (10)	2.10 (53)	3.47 (88)	1.25 (32)	75 (34)	20 (2.8)
OS-UB-200	2	2.43 (62)	0.500 (13)	2.46 (62)	4.18 (106)	1.50 (38)	150 (68)	40 (5.5)
OS-UB-250	2½	2.93 (74)	0.500 (13)	2.71 (69)	4.68 (119)	1.50 (38)	150 (68)	40 (5.5)
OS-UB-300	3	3.56 (90)	0.500 (13)	3.03 (77)	5.31 (135)	1.50 (38)	150 (68)	40 (5.5)
OS-UB-350	3½	4.06 (103)	0.500 (13)	3.28 (83)	5.81 (148)	1.50 (38)	150 (68)	40 (5.5)
OS-UB-400	4	4.56 (116)	0.500 (13)	3.53 (90)	6.31 (160)	1.50 (38)	150 (68)	40 (5.5)

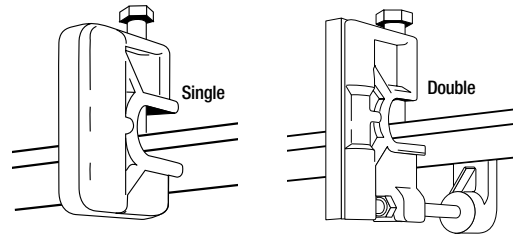
## SUPPORT RACKS



Part No.	Tray Width	Dimensions	
		A	B
OS-SR-06	6 (152)	10 (254)	10 (254)
OS-SR-09	9 (229)	13 (330)	12 (305)
OS-SR-12	12 (305)	16 (406)	13 (330)
OS-SR-18	18 (457)	22 (559)	16 (406)
OS-SR-24	24 (610)	28 (711)	19 (483)
OS-SR-30	30 (762)	34 (864)	22 (559)
OS-SR-36	36 (914)	40 (1016)	25 (635)

Allowable load = 750 lbs.- based on total load, uniformly distributed over the width of the rack. Safety factor = 2

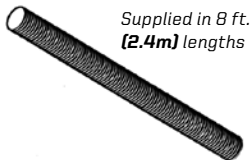
## BEAM CLAMPS



Part No.	Vinyl Ester Beam Clamps	
OS-BC-3/8	Single for ¾	FRP Threaded Rod
OS-BC-1/2	Single for ½	FRP Threaded Rod
OS-DC-3/8	Double for ¾	FRP Threaded Rod
OS-DC-1/2	Double for ½	FRP Threaded Rod

Allowable load = 300 lbs. Recommended safety factor of 3. Set screws included with clamps.

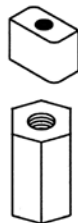
## FRP THREADED RODS



Supplied in 8 ft. (2.4m) lengths

Part No.	Size
OS-TR-3/8	¾ - 16 UNC
OS-TR-1/2	½ - 13 UNC
OS-TR-5/8	¾ - 11 UNC
OS-TR-3/4	¾ - 10 UNC
OS-TR-1	1 - 8 UNC

## FRP CHANNEL NUTS & ROD COUPLERS



Part No.	Size
OS-CN- 3/8-V	¾ - 16 UNC
OS-CN- 1/2-V	½ - 13 UNC

Part No.	Size
OS-TR-3/8	¾ - 16 UNC
OS-TR-1/2	½ - 13 UNC
OS-TR-5/8	¾ - 11 UNC
OS-TR-3/4	¾ - 10 UNC
OS-TR-1	1 - 8 UNC

## FRP HEX NUTS & WASHERS



Part No.	Size
OS-TR-3/8	¾ - 16 UNC
OS-TR-1/2	½ - 13 UNC
OS-TR-5/8	¾ - 11 UNC
OS-TR-3/4	¾ - 10 UNC
OS-TR-1	1 - 8 UNC



Part No.	Size
OS-TR-3/8	¾ - 16 UNC
OS-TR-1/2	½ - 13 UNC
OS-TR-5/8	¾ - 11 UNC
OS-TR-3/4	¾ - 10 UNC
OS-TR-1	1 - 8 UNC