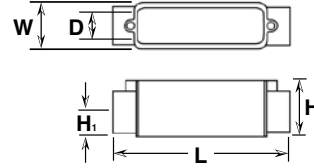


CONDUIT BODIES

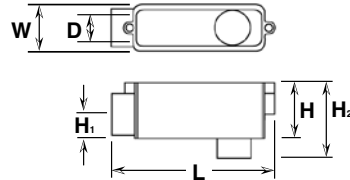
All conduit bodies are manufactured by compression molding for ultimate strength. The conduit bodies are made of resin with high glass content, flame retardant per UL 2515 and CSA C22.2 No. 2515 and halogen free. Each conduit body is supplied with a high performance rubber gasket to provide a water tight seal between the cover and conduit body. All hardware is stainless steel for ultimate corrosion protection.

TYPE C



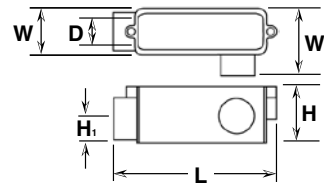
Nominal Size	Type	IPS Item No. Aboveground	L		H		W		H ₁		D	Volume	Weight			
			inch	(mm)	inch	(mm)	inch	(mm)	inch	(mm)				inch	(mm)	cu in
¾	XW	07C-XW-C	8.375	(213)	2.375	(60)	1.840	(47)	1.000	(25)	1.435	(36)	13.90	(228)	0.70	(0.32)
1	XW	10C-XW-C	8.375	(213)	2.375	(60)	1.840	(47)	1.000	(25)	1.700	(43)	13.90	(228)	0.70	(0.32)
1¼	XW	12C-XW-C	10.125	(257)	2.875	(73)	2.540	(64)	1.188	(30)	2.045	(52)	32.00	(524)	1.20	(0.54)
1½	XW	15C-XW-C	10.125	(257)	2.875	(73)	2.540	(64)	1.188	(30)	2.285	(58)	32.00	(524)	1.10	(0.50)
2	XW	20D-XW-C	13.375	(340)	4.000	(102)	3.040	(77)	1.812	(46)	2.520	(64)	70.75	(1160)	2.50	(1.13)
2½	XW	25D-XW-C	13.375	(340)	4.000	(102)	3.040	(77)	1.812	(46)	3.025	(77)	70.75	(1160)	2.50	(1.13)
3	XW	30D-XW-C	21.750	(552)	6.000	(152)	5.875	(149)	3.000	(76)	3.520	(89)	425.00	(6964)	4.24	(1.92)
3½	XW	35D-XW-C	21.750	(552)	6.000	(152)	5.875	(149)	3.000	(76)	4.025	(102)	425.00	(6964)	4.24	(1.92)
4	XW	40D-XW-C	21.750	(552)	6.000	(152)	5.875	(149)	3.000	(76)	4.520	(115)	425.00	(6964)	4.24	(1.92)

TYPE LB



Nominal Size	Type	IPS Item No. Aboveground	L		H		W		H ₁		H ₂		D	Volume	Weight			
			inch	(mm)	inch	(mm)	inch	(mm)	inch	(mm)	inch	(mm)				inch	(mm)	cu in
¾	XW	07C-XW-LB	7.375	(187)	2.375	(60)	1.840	(47)	1.000	(25)	3.900	(99)	1.435	(36)	13.90	(228)	0.70	(0.32)
1	XW	10C-XW-LB	7.375	(187)	2.375	(60)	1.840	(47)	1.000	(25)	3.900	(99)	1.700	(43)	13.90	(228)	0.70	(0.32)
1¼	XW	12C-XW-LB	9.000	(229)	2.875	(73)	2.540	(64)	1.188	(30)	4.875	(124)	2.045	(52)	32.00	(524)	1.20	(0.54)
1½	XW	15C-XW-LB	9.000	(229)	2.875	(73)	2.540	(64)	1.188	(30)	4.875	(124)	2.285	(58)	32.00	(524)	1.10	(0.50)
2	XW	20D-XW-LB	11.250	(286)	4.000	(102)	3.040	(77)	1.812	(46)	6.687	(170)	2.520	(64)	70.75	(1160)	2.50	(1.13)
2½	XW	25D-XW-LB	11.250	(286)	4.000	(102)	3.040	(77)	1.812	(46)	6.687	(170)	3.025	(77)	70.75	(1160)	2.50	(1.13)
3	XW	30D-XW-LB	16.125	(410)	6.000	(152)	5.875	(149)	3.000	(76)	8.750	(222)	3.520	(89)	425.00	(6964)	4.25	(1.92)
3½	XW	35D-XW-LB	16.125	(410)	6.000	(152)	5.875	(149)	3.000	(76)	8.750	(222)	4.025	(102)	425.00	(6964)	4.25	(1.92)
4	XW	40D-XW-LB	16.125	(410)	6.000	(152)	5.875	(149)	3.000	(76)	8.750	(222)	4.520	(115)	425.00	(6964)	4.25	(1.92)

TYPE LL



Nominal Size	Type	IPS Item No. Aboveground	L		H		W		W ₁		H ₁		D	Volume	Weight			
			inch	(mm)	inch	(mm)	inch	(mm)	inch	(mm)	inch	(mm)				inch	(mm)	cu in
¾	XW	07C-XW-LL	7.375	(187)	2.375	(60)	1.840	(47)	3.500	(89)	1.000	(25)	1.435	(36)	13.90	(228)	0.70	(0.32)
1	XW	10C-XW-LL	7.375	(187)	2.375	(60)	1.840	(47)	3.500	(89)	1.000	(25)	1.700	(43)	13.90	(228)	0.70	(0.32)
1¼	XW	12C-XW-LL	9.000	(229)	2.875	(73)	2.540	(64)	4.500	(114)	1.188	(30)	2.045	(52)	32.00	(524)	1.20	(0.54)
1½	XW	15C-XW-LL	9.000	(229)	2.875	(73)	2.540	(64)	4.500	(114)	1.188	(30)	2.285	(58)	32.00	(524)	1.10	(0.50)
2	XW	20D-XW-LL	11.250	(286)	4.000	(102)	3.040	(77)	5.500	(140)	1.812	(46)	2.520	(64)	70.75	(1160)	2.50	(1.13)
2½	XW	25D-XW-LL	11.250	(286)	4.000	(102)	3.040	(77)	5.500	(140)	1.812	(46)	3.025	(77)	70.75	(1160)	2.50	(1.13)
3	XW	30D-XW-LL	16.125	(410)	6.000	(152)	5.875	(149)	8.750	(222)	3.000	(76)	3.520	(89)	425.00	(6964)	4.24	(1.92)
3½	XW	35D-XW-LL	16.125	(410)	6.000	(152)	5.875	(149)	8.750	(222)	3.000	(76)	4.025	(102)	425.00	(6964)	4.24	(1.92)
4	XW	40D-XW-LL	16.125	(410)	6.000	(152)	5.875	(149)	8.750	(222)	3.000	(76)	4.520	(115)	425.00	(6964)	4.24	(1.92)