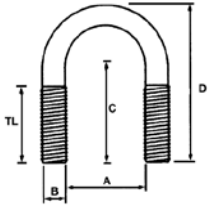


Champion Thread™ Fasteners and Hanging Systems are specially developed to give optimum strength and chemical corrosion resistance. The systems are excellent for all structural, mechanical and electrical applications where components must be corrosion resistant. All nuts are hex type and standard tools can be used for easy assembly.

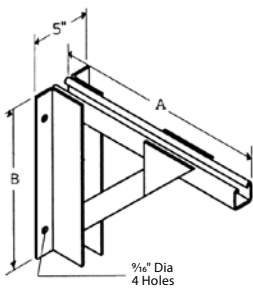
NON-METALLIC U-BOLT



Part No.	Pipe Nom Dia	Dimensions					Load Ratings	
		A in (mm)	B in (mm)	C in (mm)	D in (mm)	TL in (mm)	Max Rec Load lbs (kg)	Max Rec Torque in/lbs (Nm)
CS-UB-1/2	1/2	0.93 (24)	0.375 (10)	1.56 (40)	2.41 (61)	1.25 (32)	75 (34)	20 (2.3)
CS-UB-3/4	3/4	1.12 (28)	0.375 (10)	1.66 (42)	2.60 (66)	1.25 (32)	75 (34)	20 (2.3)
CS-UB-1	1	1.37 (35)	0.375 (10)	1.78 (45)	2.85 (72)	1.25 (32)	75 (34)	20 (2.3)
CS-UB-1.25	1 1/4	1.68 (43)	0.375 (10)	1.94 (49)	3.16 (80)	1.25 (32)	75 (34)	20 (2.3)
CS-UB-1.5	1 1/2	2.00 (51)	0.375 (10)	2.10 (53)	3.47 (88)	1.25 (32)	75 (34)	20 (2.3)
CS-UB-2	2	2.43 (62)	0.500 (13)	2.46 (62)	4.18 (106)	1.50 (38)	150 (68)	40 (4.5)
CS-UB-2.5	2 1/2	2.93 (74)	0.500 (13)	2.71 (69)	4.68 (119)	1.50 (38)	150 (68)	40 (4.5)
CS-UB-3	3	3.56 (90)	0.500 (13)	3.03 (77)	5.31 (135)	1.50 (38)	150 (68)	40 (4.5)
CS-UB-3.5	3 1/2	4.06 (103)	0.500 (13)	3.28 (83)	5.81 (148)	1.50 (38)	150 (68)	40 (4.5)
CS-UB-4	4	4.56 (116)	0.500 (13)	3.53 (90)	6.31 (160)	1.50 (38)	150 (68)	40 (4.5)

U-Bolts are made from a fiberglass reinforced urethane material and are recommended for temperatures ranging from -40°F to +150°F. 2 FRP nuts included with each U-Bolt.

SUPPORT RACKS



Part No.	Tray Width	Dimensions	
		A	B
CS-SR-06-P/V*	6 (152)	10 (254)	10 (254)
CS-SR-09-P/V*	9 (229)	13 (330)	12 (305)
CS-SR-12-P/V*	12 (305)	16 (406)	13 (330)
CS-SR-18-P/V*	18 (457)	22 (559)	16 (406)
CS-SR-24-P/V*	24 (610)	28 (711)	19 (483)
CS-SR-30-P/V*	30 (762)	34 (864)	22 (559)
CS-SR-36-P/V*	36 (914)	40 (1016)	25 (635)

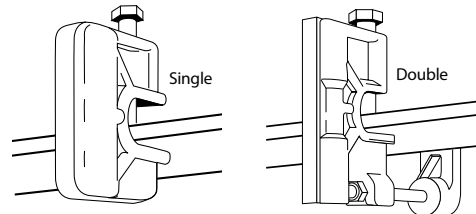
Allowable load = 750 lbs.- based on total load, uniformly distributed over the width of the rack. Safety factor = 2

* Use P for polyester resin and V for vinyl ester resin.

BEAM CLAMPS

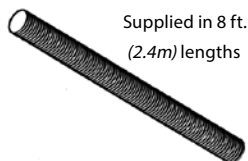
Part No.	Vinyl Ester Beam Clamps	
CS-BC-3/8	Single for 3/8	FRP Threaded Rod
CS-BC-1/2	Single for 1/2	FRP Threaded Rod
CS-DC-3/8	Double for 3/8	FRP Threaded Rod
CS-DC-1/2	Double for 1/2	FRP Threaded Rod

Allowable load = 300 lbs. Recommended safety factor of 3. Set screws included with clamps.



FRP THREADED RODS

Part No.	Size
CS-TR- 3/8	3/8 - 16 UNC
CS-TR- 1/2	1/2 - 13 UNC
CS-TR- 5/8	5/8 - 11 UNC
CS-TR- 3/4	3/4 - 10 UNC
CS-TR-1	1 - 8 UNC



FRP CHANNEL NUTS & ROD COUPLERS

Part No.	Size
CS-CN- 3/8-V	3/8 - 16 UNC
CS-CN- 1/2-V	1/2 - 13 UNC

Part No.	Size
CS-RC- 3/8	3/8 - 16 UNC
CS-RC- 1/2	1/2 - 13 UNC
CS-RC- 5/8	5/8 - 11 UNC
CS-RC- 3/4	3/4 - 10 UNC
CS-RC-1	1 - 8 UNC



FRP HEX NUTS & WASHERS

Part No.	Size
CS-HN- 3/8	3/8 - 16 UNC
CS-HN- 1/2	1/2 - 13 UNC
CS-HN- 5/8	5/8 - 11 UNC
CS-HN- 3/4	3/4 - 10 UNC
CS-HN-1	1 - 8 UNC

Part No.	Size
CS-FW- 3/8	3/8 - 16 UNC
CS-FW- 1/2	1/2 - 13 UNC
CS-FW- 5/8	5/8 - 11 UNC
CS-FW- 3/4	3/4 - 10 UNC
CS-FW-1	1 - 8 UNC

